

Name: \_\_\_\_\_

## Find and Circle

the

little

the      them

little      like

the      the

lit      little

this      the

little      let

the      teh

like      little

Name: \_\_\_\_\_

## Trace

the

little

the

the

little

little

the

the

little

little

the

the

little

little

the

the

little

little

Name: \_\_\_\_\_

## Read, Cut and Paste

I am a little mouse.	
I am a little chick.	
I am a little frog.	
I am a little bunny.	



Name: \_\_\_\_\_

## Read, Draw and Color



I am a little mouse.

I am a little chick.

I am a little frog.

I am a little bunny.

Name: \_\_\_\_\_

## Read, Draw and Color



I am a little brown mouse.

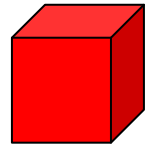
I am a little yellow chick.

I am a little green frog.

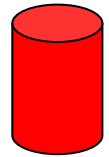
I am a little white bunny.

# Pocket Chart Matching Activity I


I am a little red  .




I am a little red  .



I am a little blue  .



I am a little blue .



I am a little orange .



I am a little orange .



# Build a Sentence

## Pocket Chart Rebus Activity

Note to the teacher:

Duplicate the words and pictures on card stock and laminate for durability. Allow children to build and read sentences in the pocket chart. Add words and pictures to the selection each week to change the activity as vocabulary recognition grows. Animal and color word cards are included for differentiated instruction.

Options: Duplicate a set for each child to take home for word building practice. Have students build, record and illustrate their own sentences. Add thematic pictures when appropriate.

I

am

a

.

I

am

a

.

I

am

a


.

I

am

a

.



little

little

little

little

chick

frog

mouse

bunny

green

yellow

brown

white

the

The