

## eck Family Set

This set includes:

Poster

Worksheets

Stationery

Read and Write

ABC Order

Bookmark

Recording

Configuration

Word Cards

Shape Book

Spell and Write

Penny Push

Mini Book

Cut and Paste


Sorts

Simple Sentences

Scrabble

Word Slide

Word Mat



## eck Word Family List

beck

wreck

check

crosscheck

deck

hatcheck

fleck

paycheck

heck

shipcheck

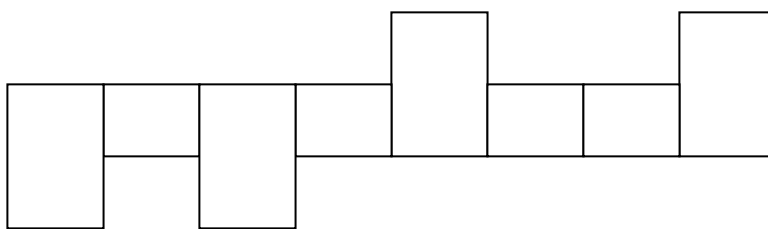
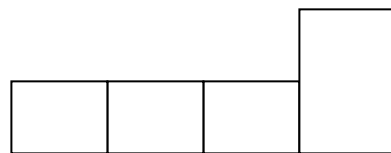
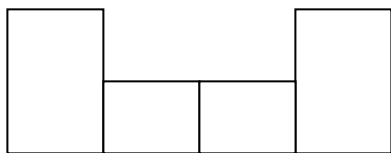
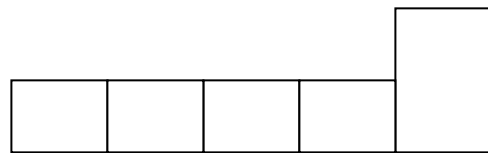
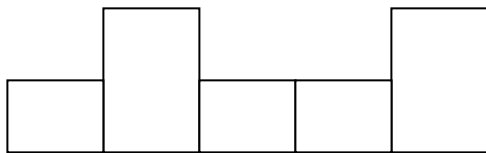
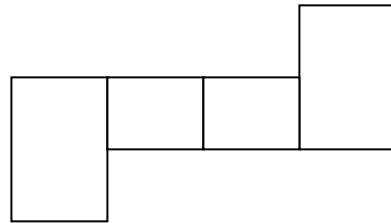
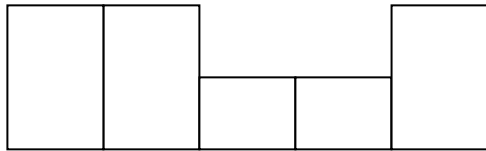
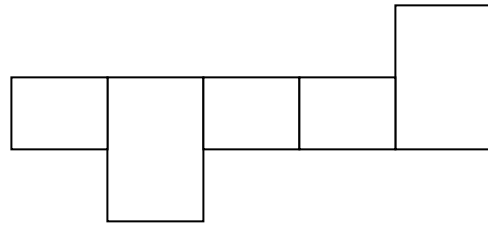
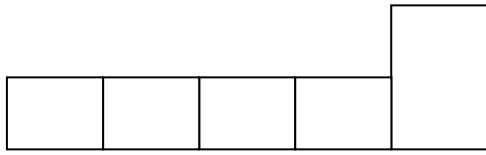
neck

spellcheck

speck

turtleneck

# Configuration Station (eck)




## Word Bank

deck      speck      neck      wreck  
fleck      peck      check      paycheck



# Cut and Paste (eck)

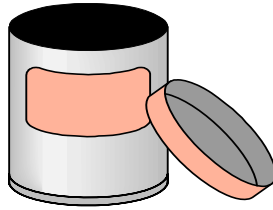
|           |  |            |  |
|-----------|--|------------|--|
| check     |  | deck       |  |
| speck     |  | wreck      |  |
| shipwreck |  | turtleneck |  |
| wreck     |  | peck       |  |



Say the name of each picture. If the picture belongs in the -eck family and rhymes with **wreck**, add -eck to finish writing the word.




ch



c



sp



p




c



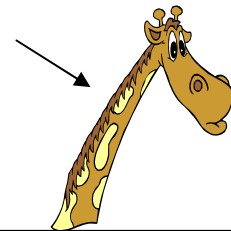
g



b



wr



sc

Look at the picture in each box. Circle the word that matches the picture. Write the word on the lines.

1.




check  
come

\_\_\_\_\_

-----

\_\_\_\_\_

2.




name  
neck

\_\_\_\_\_

-----

\_\_\_\_\_

3.



play  
peck

\_\_\_\_\_

-----

\_\_\_\_\_

4.



wreck  
white

\_\_\_\_\_

-----

\_\_\_\_\_

5.



spell  
speck

\_\_\_\_\_

-----

\_\_\_\_\_

# Simple Sentences (eck)

Word Bank  
wreck  
check  
peck  
turtleneck

Name \_\_\_\_\_

Read each sentence below, saying the -eck picture names as you read. Rewrite the sentence and change each picture to a word. Illustrate the sentences on the back of your paper.

1. Mr. Beck wrote a  to pay for the .

\_\_\_\_\_

\_\_\_\_\_


\_\_\_\_\_

2. My  shirt tickles my neck!

\_\_\_\_\_

\_\_\_\_\_

\_\_\_\_\_

3. The hen likes to  for bugs.

\_\_\_\_\_

\_\_\_\_\_

\_\_\_\_\_


# Read and Write (eck)

Say the name of each picture. Read the words and circle the word that names the picture. Write the word underneath the picture. Make a picture for the last two words. You may need to use the dictionary.




check

chick



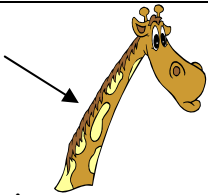
write

wreck



peck

pick



nick

neck



deck

dock



shipwreck

write



turtleneck

trek







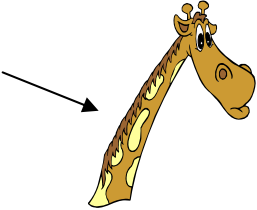


spook

speck

fleck

# Spell and Write (eck)





|   |                   |
|---|-------------------|
|    | <hr/> <hr/> <hr/> |
|    | <hr/> <hr/> <hr/> |
|    | <hr/> <hr/> <hr/> |
|  | <hr/> <hr/> <hr/> |
|  | <hr/> <hr/> <hr/> |
|  | <hr/> <hr/> <hr/> |
|  | <hr/> <hr/> <hr/> |

# Score With Scrabble

SCORE

|                |                |                |                |                |                |                |                |  |  |
|----------------|----------------|----------------|----------------|----------------|----------------|----------------|----------------|--|--|
| W <sub>4</sub> | R <sub>1</sub> | E <sub>1</sub> | C <sub>3</sub> | K <sub>5</sub> |                |                |                |  |  |
| P <sub>3</sub> | E <sub>1</sub> | C <sub>3</sub> | K <sub>5</sub> |                |                |                |                |  |  |
| P <sub>3</sub> | A <sub>1</sub> | Y <sub>4</sub> | C <sub>3</sub> | H <sub>4</sub> | E <sub>1</sub> | C <sub>3</sub> | K <sub>5</sub> |  |  |
| C <sub>3</sub> | H <sub>4</sub> | E <sub>1</sub> | C <sub>3</sub> | K <sub>5</sub> |                |                |                |  |  |
| S <sub>1</sub> | P <sub>3</sub> | E <sub>1</sub> | C <sub>3</sub> | K <sub>5</sub> |                |                |                |  |  |
| D <sub>2</sub> | E <sub>1</sub> | C <sub>3</sub> | K <sub>5</sub> |                |                |                |                |  |  |
| N <sub>1</sub> | E <sub>1</sub> | C <sub>3</sub> | K <sub>5</sub> |                |                |                |                |  |  |
| F <sub>4</sub> | L <sub>1</sub> | E <sub>1</sub> | C <sub>3</sub> | K <sub>5</sub> |                |                |                |  |  |





# Order in the Court!

Place the words below in alphabetical order.

1.

\_\_\_\_\_  
-----  
\_\_\_\_\_

2.

\_\_\_\_\_  
-----  
\_\_\_\_\_

3.

\_\_\_\_\_  
-----  
\_\_\_\_\_

4.

\_\_\_\_\_  
-----  
\_\_\_\_\_

5.

\_\_\_\_\_  
-----  
\_\_\_\_\_

6.

\_\_\_\_\_  
-----  
\_\_\_\_\_

7.

\_\_\_\_\_  
-----  
\_\_\_\_\_

8.

\_\_\_\_\_  
-----  
\_\_\_\_\_

9.

\_\_\_\_\_  
-----  
\_\_\_\_\_

10.

\_\_\_\_\_  
-----  
\_\_\_\_\_

11.

\_\_\_\_\_  
-----  
\_\_\_\_\_

12.

\_\_\_\_\_  
-----  
\_\_\_\_\_

## WORD BANK

wreck  
neck

check  
paycheck

speck  
shipwreck

deck  
raincheck


peck      fleck

# eck Word Slide

\_\_\_\_\_

eck

\_\_\_\_\_



eck Family Word Slide  
(Sound Blending)

Print on vellum, cut, and laminate for durability. Cut the top and bottom slits to the left of the rime chunk for the slide. Model proper use for students: blending to form and say new words.

Cherry Carl, 2008

ch

d

fl

h

n

p

sc



sp


wr




check



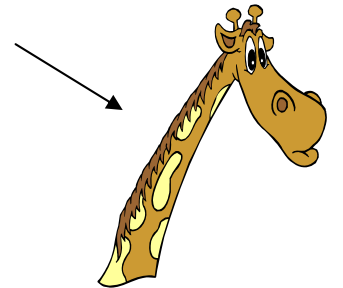
peck




wreck




neck



check




deck



deck



-eck Pictures and Words



-eck Pictures and Words

wreck

-eck Pictures and Words



-eck Pictures and Words

check

-eck Pictures and Words



-eck Pictures and Words

deck

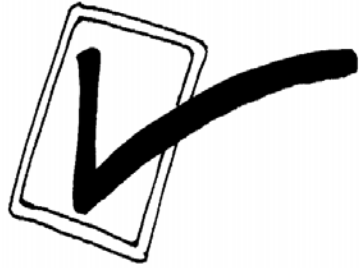
-eck Pictures and Words



-eck Pictures and Words

deck

-eck Pictures and Words



check

-eck Pictures and Words


-eck Pictures and Words



shipwreck

-eck Pictures and Words


-eck Pictures and Words



peck


-eck Pictures and Words

-eck Pictures and Words



turtleneck

-eck Pictures and Words




|  |  |  |
|--|--|--|
|  |  |  |
|  |  |  |

-ent penny push




|  |  |  |
|--|--|--|
|  |  |  |
|  |  |  |

Cherry Carl, 2008



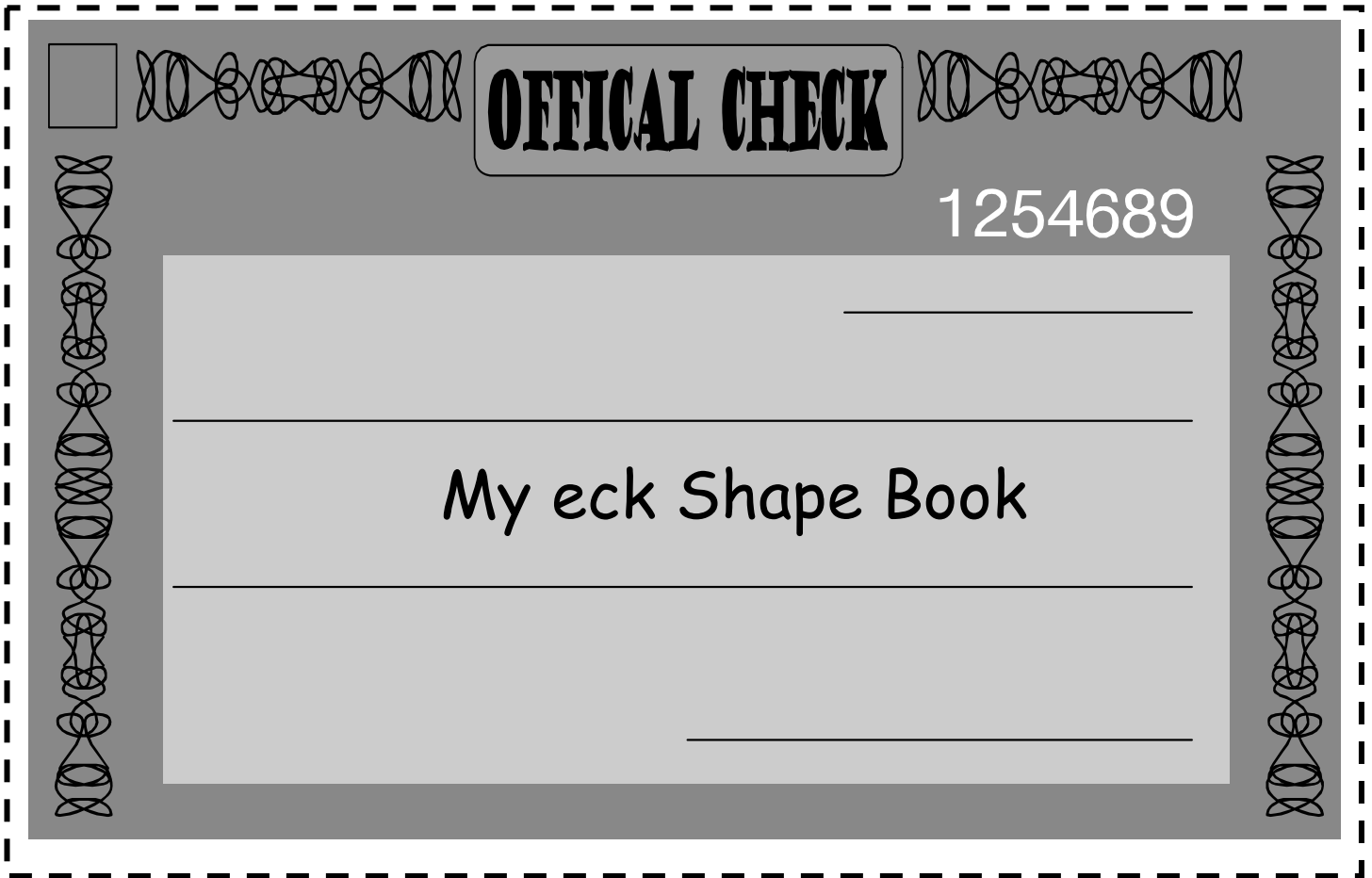
|  |  |  |
|--|--|--|
|  |  |  |
|  |  |  |

-ent penny push




|  |  |  |
|--|--|--|
|  |  |  |
|  |  |  |

Cherry Carl, 2008




## eck Shape Book


Directions: Duplicate one check shape book for each child in the group. Staple several sheets of white bond behind the check shape, staple on the left. Allow children time to draw pictures of things that end like check. The teacher can write the correctly spelled under the child's invented spelling. Add the completed book to each child's collection of familiar reading.




check  
deck  
fleck  
heck  
neck  
peck  
speck  
wreck  
paycheck  
raincheck  
shipwreck  
turtleneck




check  
deck  
fleck  
heck  
neck  
peck  
speck  
wreck  
paycheck  
raincheck  
shipwreck  
turtleneck



check  
deck  
fleck  
heck  
neck  
peck  
speck  
wreck  
paycheck  
raincheck  
shipwreck  
turtleneck




My eck Book



My eck Book



# eck Stationery



check, deck, fleck, neck, peck, speck, wreck, paycheck,  
shipwreck, turtleneck

Write sentences or a story with -eck words of your choice.

Handwriting practice lines consisting of solid top and bottom lines with a dashed middle line. There are five sets of these lines provided for writing.



\_\_\_\_\_eck


\_\_\_\_\_eck

\_\_\_\_\_eck

\_\_\_\_\_eck

\_\_\_\_\_eck

\_\_\_\_\_eck




-eck family

\_\_\_\_\_eck      \_\_\_\_\_eck

\_\_\_\_\_eck      \_\_\_\_\_eck

\_\_\_\_\_eck      \_\_\_\_\_eck

\_\_\_\_\_eck      \_\_\_\_\_eck



-eck family

\_\_\_\_\_eck      \_\_\_\_\_eck

\_\_\_\_\_eck      \_\_\_\_\_eck

\_\_\_\_\_eck      \_\_\_\_\_eck

\_\_\_\_\_eck      \_\_\_\_\_eck