

th Words

than

thank

thankful

thanks

Thanksgiving

that

thatch

that's

thaw

the

theater

theft

their

them

theme

then

there

there's

thermos

these

they

thick


thief

thigh

thimble

thin

thing



more th Words

think

third

thirst

thirsty

thirteen

thirty

this

thorn

those

though

thought

thread

three

threw

thrifty

thrill

throat

throb

throne

through

throw

thud

thumb

thump

thunder










Thursday

thus

Name _____

th or t?


Say the name of each picture and listen to the beginning sound. Circle the *th* or *t*. Use the words in the word bank below to write the name of each picture.

 <p>th t</p> <hr/> <hr/> <hr/>	 <p>th t</p> <hr/> <hr/> <hr/>	 <p>th t</p> <hr/> <hr/> <hr/>
 <p>th t</p> <hr/> <hr/> <hr/>	 <p>th t</p> <hr/> <hr/> <hr/>	 <p>th t</p> <hr/> <hr/> <hr/>
 <p>th t</p> <hr/> <hr/> <hr/>	 <p>th t</p> <hr/> <hr/> <hr/>	 <p>th t</p> <hr/> <hr/> <hr/>

theater	tack	thin	thread	thumbs
tug	thinking	thief	tell	

Name _____

Say the name of each picture and listen to the beginning sound. Circle and color each picture that begins with the *th* sound and write *th* on the line below.



th























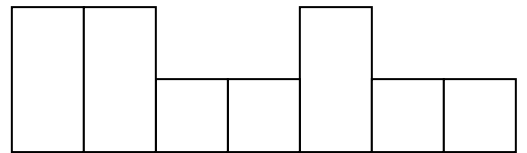
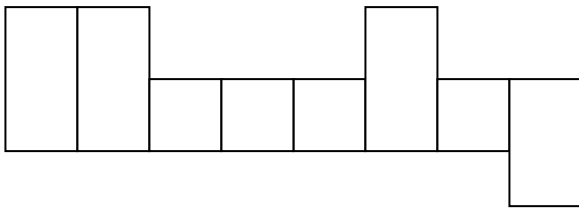
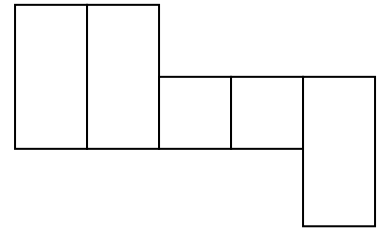
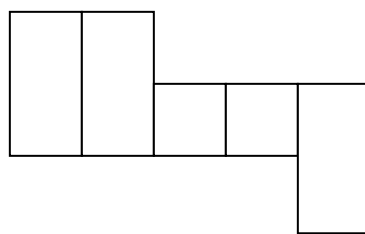
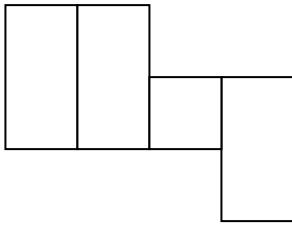
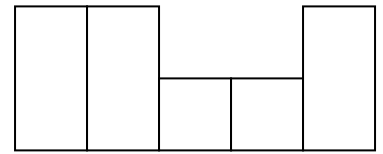
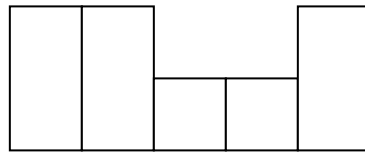
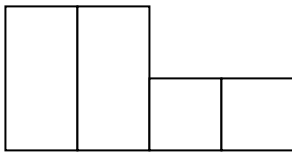
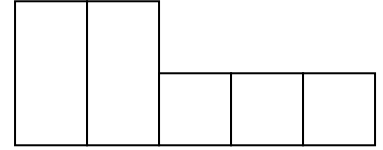
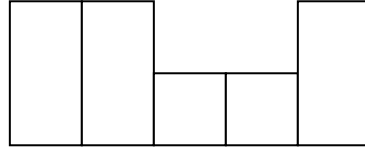
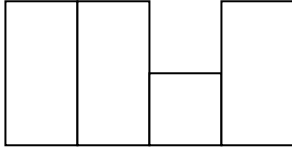
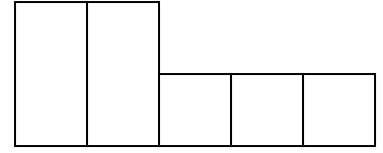
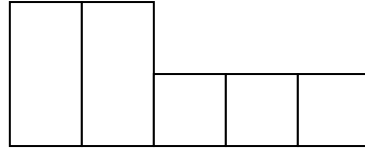
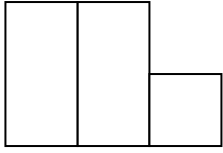
Name _____

It's a Match!

Look at the words and pictures below. Cut out each picture and word that match and glue them together in the boxes provided.

	three		thumbs
thin		thirty	
	thinking		thief
theater	30	think	3

Configuration Station (th)




Word Bank

think	thief	three	that
this	thing	their	Thursday
the	there	they	thick
	thump	thunder	



Look at the picture in each box. Circle the word that matches the picture.
Write the word on the lines.



1.



think
thank

2.



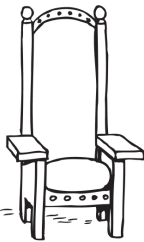
thumps
thumbs

3.



thin
than

4.




thorn
throne

5.



throw
throat



Order in the Court!

Place the words below in alphabetical order.

1.	_____	7.	_____
	-----		-----
	_____		_____
2.	_____	8.	_____
	-----		-----
	_____		_____
3.	_____	9.	_____
	-----		-----
	_____		_____
4.	_____	10.	_____
	-----		-----
	_____		_____
5.	_____	11.	_____
	-----		-----
	_____		_____
6.	_____	12.	_____
	-----		-----
	_____		_____

WORD BANK

this that thumb think thing the
thank then than thin there their

Cloze the Gap! (th)



Read the following sentences, saying the word "think" when you come to a blank space. Use words from the *th* family to fill in the blanks and make sense. Reread your sentences to double check your choices!

1. The policeman yelled, "Stop, _____!"
2. Don't forget to say _____ you to Grandma.
3. Dad hit his _____ with the hammer. Ouch!
4. We have a math test on _____.
5. My sister is taller _____ than I am.
6. We are going to the movie _____ on Saturday.
7. How will we get _____?
8. Do you know how to _____ a needle?
9. My brother is in the _____ grade.
10. There are _____ kids in my family.
11. What do you _____ about the new game?
12. My dad takes a _____ of coffee to work every day.

WORD BANK

theater thread thumb think thermos Thursday
thank three than thief there third

th Word Search



t	h	a	n	k	b	t	h	e	n
h	c	f	j	t	h	i	n	k	b
a	t	l	t	h	a	n	f	t	c
t	h	e	r	e	o	z	w	h	j
b	i	t	h	i	n	g	u	e	v
c	s	f	b	v	l	y	r	i	o
j	o	z	w	c	t	h	e	r	e
t	h	u	m	b	z	f	b	j	c

WORD BANK

this

that

thumb

think

thing

the

thank

then

than


thin

there

their

Name _____

th Crossword Puzzle



Across

1. robber
3. past tense of throw
4. slim; slender
5. a thumping noise
6. belonging to them
7. opposite of now

Down

1. the day after Wednesday
2. opposite of this
4. opposite of thin
6. most common word

Word Bank

thin	threw	thud	their	thick
that	then	thief	the	Thursday

Score With Scrabble!

SCORE

T ₁	H ₄	A ₁	T ₁			
T ₁	H ₄	I ₁	S ₁			Q
T ₁	H ₄	E ₁	R ₁	E ₁		
T ₁	H ₄	E ₁	I ₁	R ₁		
T ₁	H ₄	I ₁	N ₁	K ₅		
T ₁	H ₄	O ₁	U ₁	G ₂	H ₄	T ₁
T ₁	H ₄	E ₁	S ₁	E ₁		
T ₁	H ₄	I ₁	N ₁			
T ₁	H ₄	A ₁	N ₁	K ₅		
T ₁	H ₄	O ₁	S ₁	E ₁		
T ₁	H ₄	R ₁	E ₁	A ₁	D ₂	
T ₁	H ₄	R ₁	E ₁	E ₁		

Buzz and Blow

(Tune: The Mulberry Bush)
Cherry Carl

Th can make two sounds, you know.
Sometimes a buzz, sometimes a blow.
With *think* and *thank* and *thumb* and *throw*,
You always have to use the blow.
Words like *there* and *those* and *these*
Can make a buzz that makes you sneeze!
Now here is something you should know:
Most th words blow and blow.
But few of them can buzz like *though*.
So when you see a word like *thread*
Try to see how it is said
Just make a buzz and then a blow.

(spoken emphatically:)
If it sounds right . . .
Well, then you'll know!

th Family Word Wall Cards

think



thinking



think




thread



th Family Word Wall Cards

thread



three

3

thirteen


13

thirty

30

th Family Word Wall Cards

thumb



thumbs



throw



thought



th Family Word Wall Cards

thief




theater



thin




throne



Consonant Digraph th

think

Consonant Digraph th



Consonant Digraph th

thinking

Consonant Digraph th



Consonant Digraph th

think

Consonant Digraph th



Consonant Digraph th

thread


Consonant Digraph th



Consonant Digraph th

thread

Consonant Digraph th



Consonant Digraph th

three

Consonant Digraph th

3

Consonant Digraph th

thirteen

Consonant Digraph th

13

Consonant Digraph th

thirty


Consonant Digraph th

30

Consonant Digraph th

thumb

Consonant Digraph th



Consonant Digraph th

thumbs

Consonant Digraph th



Consonant Digraph th

throw

Consonant Digraph th



Consonant Digraph th

thought

Consonant Digraph th



Consonant Digraph th

thief

Consonant Digraph th



Consonant Digraph th

theater

Consonant Digraph th



Consonant Digraph th

thin


Consonant Digraph th



Consonant Digraph th

throne

Consonant Digraph th




Initial and Final "Th" Sort


1. Turn all of the cards word-side up in a pile.
2. Read the word cards quietly to yourself.
3. After reading each one, turn it over and look at the picture.
4. If you read the correct word, put the card in the Read Correctly section. If you did not read it correctly, put it in the Read Incorrectly section.
5. Re-read all of the words in the incorrect pile until you can read them all.
6. Make a chart in your learning log like this:

Initial (Beginning) Th Sound	Final (Ending) Th Sound
<i>Example: <u>th</u>anks</i>	<i>Example: ba<u>th</u></i>

7. Copy each word from the cards onto the correct side of the chart.



My th Book



My th Book